


GANGA INTERNATIONAL SCHOOL  
HOLIDAY HOMEWORK  
CLASS - II



Holidays are fun,  
I can enjoy the Sun...!!!  
It's a time full of Joy,  
I get to buy new toys...!!!  
Holidays... I keep waiting for some...  
Summer break, here I come..!

NOTE

- Revise all the work that is done till now of each & every subject in school.
- Write one page of English (cursive) and Hindi writing daily.
- Learn tables from 2 to 10 thoroughly.
- Holiday homework is to be done on A4 size sheet
- Please take care of the neatness of the work.
- Do not get the Holidays' Homework done by an expert. It must be the effort of the child. Parents must act as guides and facilitators but not substitutes to do the work.

## ENGLISH

### 1. Create a Tree Calligram

A calligram is a type of shape poem. It relies on creating a visual picture with words.

Step 1. Draw a light or soft pencil outline of a tree of any shape on an A4 size sheet.

Step 2. Start writing the words related to a tree going along the outline drawn. Now start filling the words in the centre too.

Step 3. Use different color pens to write your words. Try to use colors of the trees.

Step 4. You can expand and contract your words to fit the space.

Step 5. Erase the outline now.

Step 6. Your beautiful tree calligram is now ready.

2. Write 1 cursive page daily in cursive book.

3. Write a word and its meaning daily (related to things around us)

## HINDI

### मुझे जानो

- अपने बारे में हमें बताओ और अपना चित्र चिपकाओ। (मेरा परिचय)
- समाचार पत्र में से दस शब्द ढूंढ कर कर – पुस्तिका में लिखें ,उनके अर्थ और वाक्य बनाएँ।
- गरमी के मौसम से संबंधित कोई भी एक कविता याद करें व लिखें। (A 4-size sheet)

पेड़ हमारे लिए क्यों ज़रूरी होते हैं।


- पेड़ हमें क्या-क्या देते हैं – इसकी एक सूची बनाइए। (A 4-size sheet)

## EVS

### 'FRIENDS OF EARTH'

1. There are so many things 'Friends of Earth' do to save land, air, water, plants and animals. Become a Friend of the Earth and do one green act ( for example save water , Plant a tree , use dustbin, carpool, use public transport, save energy, feed birds and animals) which will help us all change this world in a big great way. Choose any one Green Act. Get your photograph clicked while performing the activity. Paste it on a coloured A4 size sheet. Give it a title "I SUPPORT LIFE ON EARTH".



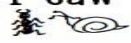






B) Support your worksheets with coloured pictures wherever necessary. Use colours, sketch pens or glitter pens for writing. Decorate each worksheet creatively, presenting your information in the best possible way.


2. Since you know the land animals of different continents, it's time to explore your favourite land animal further and do a research on it. Choose any one animal AND WRITE ABOUT IT



3. Take a walk in a natural setting such as a park or a garden. LOOK AROUND, LOOK DEEP, LOOK BEYOND. Become a nature activist and record your observations

### MY nature walk

I saw 	_____
I smelt 	_____
I heard 	_____
I touched 	_____
I tasted 	_____

4. Make one land and one water animal using paper plate /thermocool glass /egg carton Use googly eyes, pipe cleaners, craft material, colored papers etc. to present your animal craft. Make it look complete. Examples of animal craft:





## MATHS

Fun and creativity with shapes.

1. Make a scenery or the figure of a clown using various shapes such as - square, circle, triangle, oval etc.
2. Use different colored glazed paper for the shapes.

"We must Respect Time Always".

- a) Make a model of a clock with movable hour and minute hands.
- b) Material to be used - Thermocole, cardboard, drawing pins, glazed paper for the shapes.

"NUMBER AROUND US"

- a) Make a list of odd and even numbers of cars which you see on road.
- b) Plant a sapling and observe it daily and make a list in ascending order of all your observations on A4 size sheet.

## COMPUTER

1. Revise all work done in class and Prepare Lesson 1 and 2 for class Test in July.
2. Write the names of any four input and output devices that can be seen in your computer lab.
3. Collect any one computerized bill and paste it.
4. Find out how many of these keys are there in the keyboard given below

1) Enter keys \_\_\_\_\_

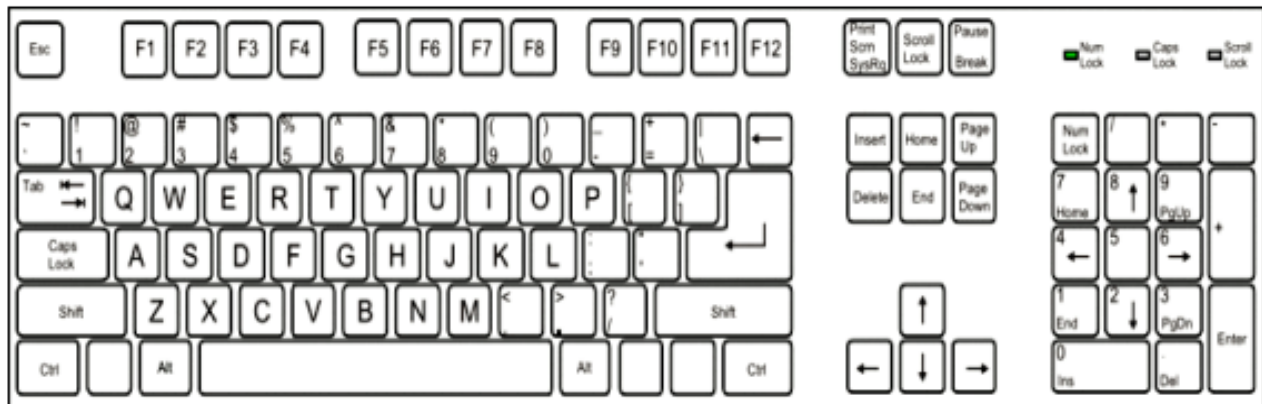
4) Spacebar \_\_\_\_\_

2) Alphabet keys \_\_\_\_\_

5) Backspace \_\_\_\_\_

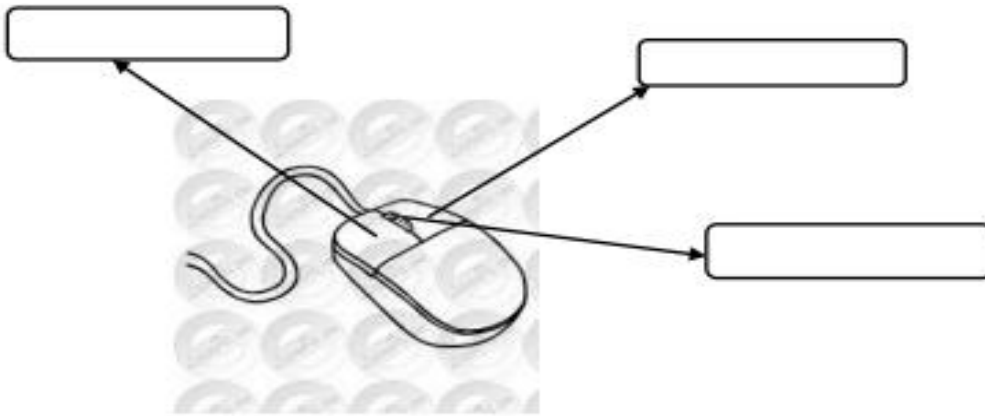
3) Number keys \_\_\_\_\_

6) Caps Lock \_\_\_\_\_





5. Label the parts of mouse given in the following figure:



6. Answer the following:

1) Name any two places where computer is used.

A1. \_\_\_\_\_ , \_\_\_\_\_

2) Write any two uses of a computer.

A2. \_\_\_\_\_

3) Which part of a computer looks like a television?

A3. \_\_\_\_\_

4) How many enter keys are there on the keyboard?

A4. \_\_\_\_\_

5) Which keys work like an eraser?

A5. \_\_\_\_\_

6) Which key is used to add blank space between the words?

A6. \_\_\_\_\_

7) Which key is used to type letters in capital?

A7. \_\_\_\_\_

7. Write 'C' against the task that a computer can do better and 'M' that a man can do in a better manner:

(a) Works with more accuracy

(d) Work very quickly

(b) Can store the things for longer time

(e) Can decide what to do

(c) Can think what is right or wrong

(f) Can work without getting tired

8. Draw a greeting card for your teacher (Using Pencil tool, shapes tool, colors tool, lines brushes tool...etc) and get a colored print out Note - The holiday homework is supposed to be done in one thin notebook covered with Green paper and beautifully decorated.

